



# AUTOMA

Automatic Valve & Accessories

## CAST IRON BODY WITH CF8 DISC LUG TYPE BUTTERFLY VALVE SERIES ACL-150 (PINLESS TYPE)

*Your Partner In Flow Management*



The new body neck with octagon shape design offers esthetic appearance, strength and compatible flange connection to international standards. Its top flange is designed to ISO5211 for the direct mounting of gear operator or actuators which eliminate the cost of mounting bracket. The one piece design body provides outstanding protection against particle entrapment and bacterial growth. The Lug style design allows the valve to be installed between two flanges by using a separate set of bolts on each side of flange. The body is epoxy coated for better resistant against abrasion and corrosion. AUTOMA offers various materials for the valves seat and disc to meet the various requirements of customers. The fine finishing of seat surfaces and the polished edge of disc give good sealing and reduction in operating torque. The upper and lower shafts are well supported and properly sealed to prevent leakage. This pin less design has eliminated the potential of leak through pin hole.

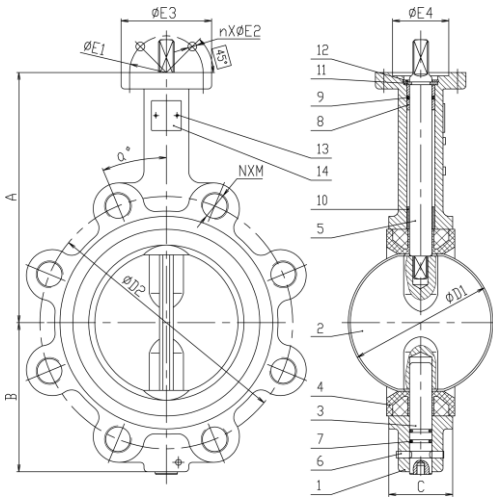
 ISO 9001:2008 CERTIFICATE NO. 0436-2002-AQ-RGC-RVA-Rev.1	 Pressure accessory CERTIFICATE NO. 4588-2014-CE-RGC-ACCREDIA	 CE Notified Body No. 0436 CERTIFICATE NO. 4590-2014-CE-RGC-ACCREDIA	 Det Norske Veritas Rules for Classification of Ships Det Norske Veritas Standards for Certification 2.9 No.5.794,40 CERTIFICATE NO. P-12513	 CERTIFICATION ISO 9001:2008  MANAGEMENT SYSTEMS 012 Certificate Number : 8711
--	--	---	--	--



## Dimension in mm(ANSI 150)

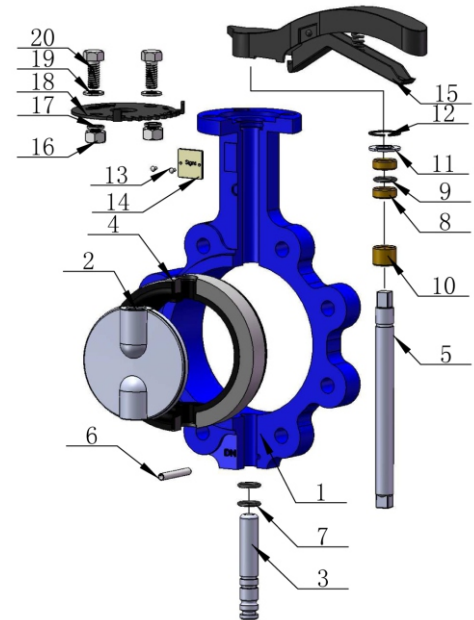
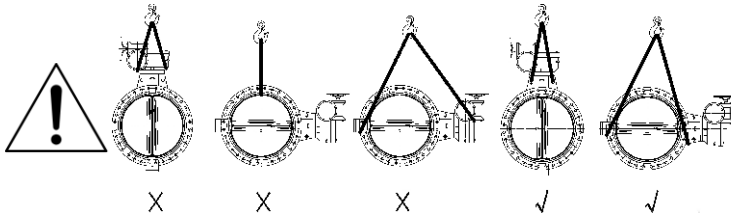
SIZES		A	B	C	ØD1	ØD2	N x M (UNC-2B)	a°	ØE1	n x ØE2	ØE3	ØE4	* TORQUE (Nm)			Cv	WT. (KG)
DN	In.												PTFE	PN 10	PN 16		
50	2	161	80	42.0	52.9	120.6	4 x 5/8"-11	45.00	50	4 x Ø7	65	35	18	14	15	31	3.8
65	2 1/2	175	89	44.7	64.5	139.7	4 x 5/8"-11	45.00	50	4 x Ø7	65	35	20	15	17	55	4.2
80	3	181	95	45.2	78.8	152.4	4 x 5/8"-11	45.00	50	4 x Ø7	65	35	29	22	23	87	4.7
100	4	200	114	52.1	104.3	190.5	8 x 5/8"-11	22.50	70	4 x Ø10	90	55	48	37	40	140	9.0
125	5	213	127	54.4	123.3	215.9	8 x 3/4"-10	22.50	70	4 x Ø10	90	55	75	58	62	224	10.9
150	6	226	139	55.8	156.0	241.3	8 x 3/4"-10	22.50	70	4 x Ø10	90	55	122	94	102	328	14.2
200	8	260	175	60.6	202.5	298.4	8 x 3/4"-10	22.50	102	4 x Ø12	125	70	226	174	192	572	18.2
250	10	292	203	65.6	250.8	361.9	12 x 7/8"-9	15.00	102	4 x Ø12	125	70	372	286	323	837	26.8
300	12	337	242	76.9	301.6	431.8	12 x 7/8"-9	15.00	102	4 x Ø12	125	70	558	429	490	1241	40.0
350	14	368	267	75.0	333.5	476.2	12 x 1"-8	15.00	102	4 x Ø12	125	70	715	550	625	1564	56.0
400	16	400	297	85.7	389.6	539.7	16 x 1"-8	11.25	140	4 x Ø18	175	100	982	755	846	2087	98.0
450	18	422	315	104.6	440.5	577.9	16 x 1 1/8"-7	11.25	140	4 x Ø18	175	100	1316	1012	1131	2681	122.0
500	20	480	348	130.3	491.6	635.0	20 x 1 1/8"-7	9.00	140	4 x Ø18	175	100	1755	1350	1431	3350	202.0
600	24	562	444	151.4	592.5	749.3	20 x 1 1/4"-7	9.00	165	4 x Ø23	210	130	2744	2111	2301	4907	270.0

Note : Cv = US Gallon per minutes



### Working Temperature

Temperature °C	-10 ~ 80	-15 ~ 140	-20 ~ 150	-20 ~ 180	-50 ~ 200
Seat Material	NBR	EPDM	VITON	PTFE	SILICONE



## Material

No.	PART	QTY.	MATERIAL
1	BODY	1	CAST IRON
2	DISC	1	CF8
3	LOWER STEM	1	SUS 416
4	SEAT	1	EPDM
5	UPPER STEM	1	SUS 416
6	LOCK PIN	1	SPRING STEEL
7	O RING	2	EPDM
8	BUSHING	2	PTFE
9	O RING	1	EPDM
10	BUSHING	1	PTFE
11	HALF RING	2	SUS 416
12	RETAINER RING	1	SPRING STEEL
13	RIVET	2	ALUMINIUM
14	NAMEPLATE	1	ALUMINIUM
15	LOCKABLE HANDLE	1	CARBON STEEL C/W EPOXY COATING
16	HEX NUT	2	SUS 304
17	SPRING WASHER	2	SUS 304
18	INDICATOR	1	CARBON STEEL C/W EPOXY COATING
19	WASHER	2	SUS 304
20	HEX BOLT	2	SUS 304



**IF PTFE SEAT ONLY WITH PN10**  
**PTFE TEMPERATURE DEPEND ON THE LINED RUBBER**  
 \* Torque PTFE / Torque PN10&16 for Rubber Seat

### Pressure Test

SIZE	2" - 12"	M 14"
Working Pressure	1.6 MPa	1.0 MPa
Hydrostatic Test	Seal	1.76 / 17.6
	Body	1.1 / 11
	Mpa / bar	2.4 / 24
		1.5 / 15

### Standard:

Design Standard	: BS EN593
Face to Face	: BS EN558-1
Flange	: ANSI B16 125/150
Top Flange	: ISO 5211
Test Inspection	: BS EN 12266-1 / API 598

The contents of this literature for informative purposes only. Automa is not responsible for suitability or compatibility of these products in relation to system requirement. For specific requirements, consult Automa or its distributors. Automa reserves the right to change or modify product design without prior notice.



# AUTOMA

Automatic Valve & Accessories

## TTS Valve Technologies Sdn. Bhd.

(A Member Company of Unimech Group Berhad)

24 Jalan TS 6/9, Taman Industri Subang, 47510 Subang Jaya, Selangor Darul Ehsan, MALAYSIA

Tel : +60356218811

Fax : +60356213278

Email : info@ttsvalve.com Website : www.ttsvalve.com.my

©2014 Automa Valve ACL-150

08/14